

### Application

Designed for installation on water heating storage vessels to protect against over-temperature or excessive pressure. (Not for steam service)

### Standards Compliance

(See below for applicable models and pressure settings)

- CSA Compliance to ANSI Z21.22/CSA 4.4
- Certified to ASME Section IV by National Board

### Materials

Main valve body Cast Brass or Bronze, ASTM B 584  
 Internals Stainless Steel, 300 Series  
 Brass, ASTM B 36 and B 16  
 EP, Silicone  
 Springs Stainless Steel, ASTM A 313  
 Probes Epoxy Coated copper tube, FDA approved

### Features (T&P valve)

Probe sizes: 2", 3", 4", 5", 8"

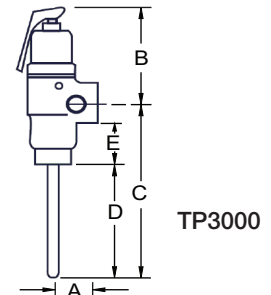
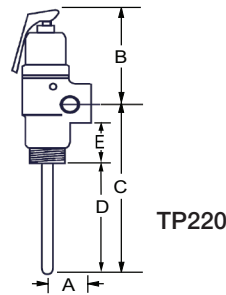
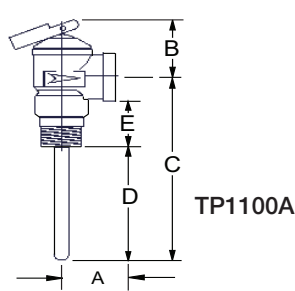
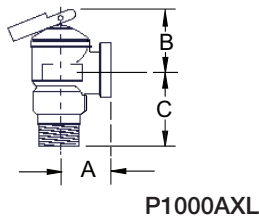


### Options

- E - Model TP1100AE extended body (2.1 in shank)
- EE - Model TP1100AEE extended body (3.3 in shank)

### Accessories

- Expansion tank (Model XT)
- Water pressure reducing valve (Model NR3XL)
- Vacuum Relief Valve (Model VR10XL)
- Expansion control ball valve (Model BVECL)

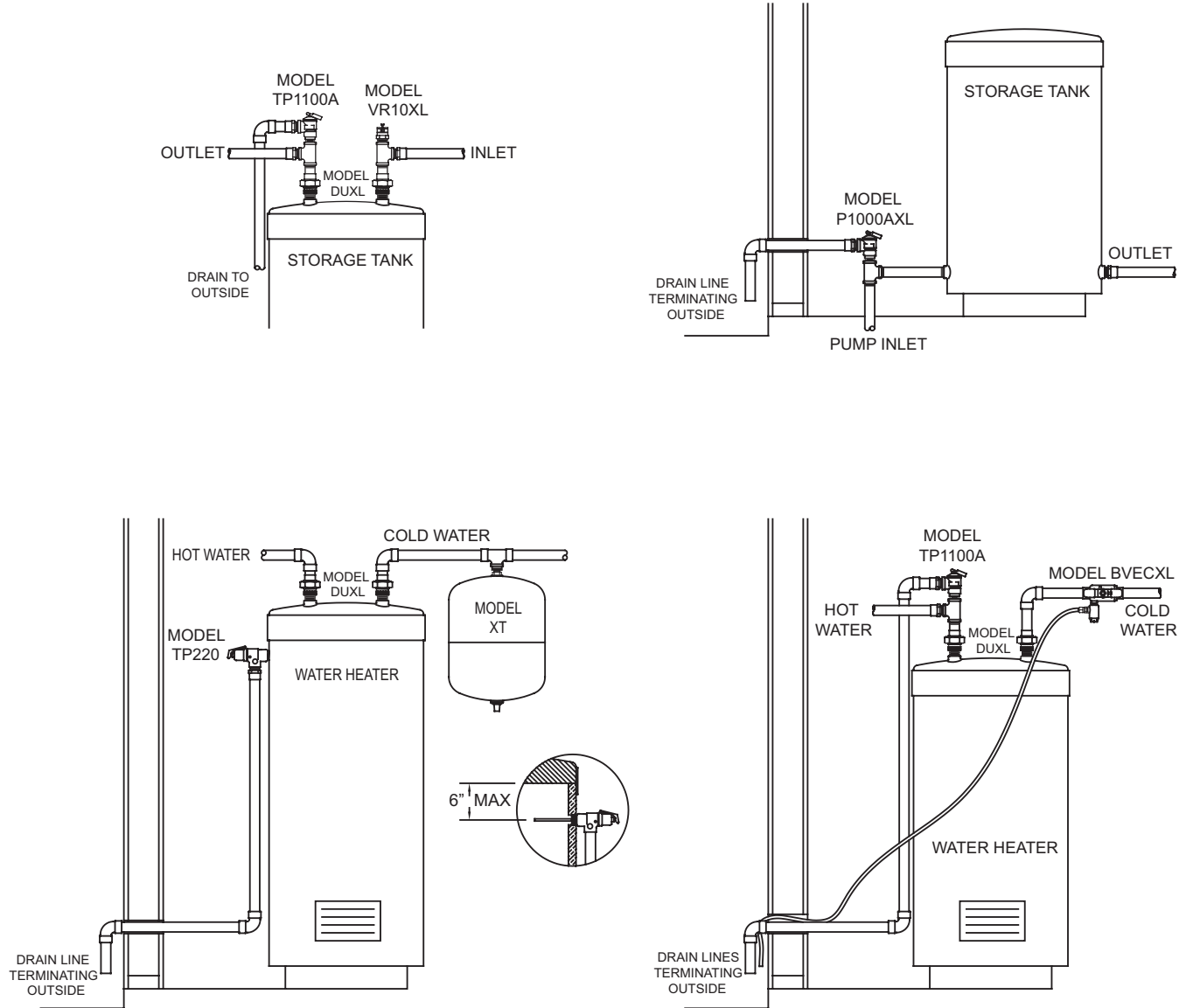


### Dimensions & Weights (do not include pkg.)

MODEL NUMBER	DISCHARGE RATES				DIMENSIONS											
	PRESS. RELIEF SETTING	ANSI Z21.22/ CSA 4.4	ASME SECTION IV	RELIEF TEMP	INLET	OUTLET	A		B		C		D		E (shank)	
							in.	mm	in.	mm	in.	mm	in.	mm	in.	mm
P1000AXL-30C	30	-	500,000	N/A	3/4 MNPT	3/4 FNPT	1-1/4	32	1-5/8	41	1-13/16	46	n/a	-	1-3/16	30
P1000AXL-75C	75	-	300,000	N/A	3/4 MNPT	3/4 FNPT	1-1/4	32	1-5/8	41	1-13/16	46	n/a	-	1-3/16	30
P1000AXL-125C	125	200,000	500,000	N/A	3/4 MNPT	3/4 FNPT	1-1/4	32	1-5/8	41	1-13/16	46	n/a	-	1-3/16	30
P1000AXL-150C	150	200,000	500,000	N/A	3/4 MNPT	3/4 FNPT	1-1/4	32	1-5/8	41	1-13/16	46	n/a	-	1-3/16	30
TP1100A-2C-150C	150	95,000	500,000	210	3/4 MNPT	3/4 FNPT	1-1/4	32	1-5/8	41	3-3/16	81	1-5/16	33	1-3/16	30
TP1100A-4C-75C	75	105,000	300,000	210	3/4 MNPT	3/4 FNPT	1-1/4	32	1-5/8	41	4-7/8	124	3-3/32	79	1-3/16	30
TP1100A-4C-125C	125	105,000	500,000	210	3/4 MNPT	3/4 FNPT	1-1/4	32	1-5/8	41	4-7/8	124	3-3/32	79	1-3/16	30
TP1100A-4C-150C	150	105,000	500,000	210	3/4 MNPT	3/4 FNPT	1-1/4	32	1-5/8	41	4-7/8	124	3-3/32	79	1-3/16	30
TP1100A-4C-175C	175	95,000	-	210	3/4 MNPT	3/4 FNPT	1-1/4	32	1-5/8	41	4-7/8	124	3-3/32	79	1-3/16	30
TP1100A-8C-150C	150	105,000	500,000	210	3/4 MNPT	3/4 FNPT	1-1/4	32	1-5/8	41	9-3/4	248	7-7/8	200	1-3/16	30
TP1100AE-3C-150C	150	105,000	500,000	210	3/4 MNPT	3/4 FNPT	1-1/4	32	1-5/8	41	4-7/8	124	2-1/8	54	2-3/32	53
TP1100AEE-3C-150C	150	105,000	500,000	210	3/4 MNPT	3/4 FNPT	1-1/4	32	1-5/8	41	4-7/8	124	1-3/32	28	3-5/16	84
TP220-5C-125C	125	205,000	1,619,000	210	3/4 MNPT	3/4 FNPT	1-1/2	38	3-15/32	88	6-7/8	175	4-7/16	113	1-3/4	45
TP220-5C-150C	150	205,000	1,912,000	210	3/4 MNPT	3/4 FNPT	1-1/2	38	3-15/32	88	6-7/8	175	4-7/16	113	1-3/4	45
TP220-8C-150C	150	205,000	1,912,000	210	3/4 MNPT	3/4 FNPT	1-1/2	38	3-15/32	88	10-1/8	257	7-11/16	196	1-3/4	45
TP3000-5C-75C	75	500,000	1,165,000	210	1 FNPT	1 FNPT	1-9/16	40	3-1/2	89	6-7/8	175	4-3/4	121	1-5/16	34
TP3000-5C-100C	100	500,000	1,495,000	210	1 FNPT	1 FNPT	1-9/16	40	3-1/2	89	6-7/8	175	4-3/4	121	1-5/16	34
TP3000-5C-125C	125	500,000	1,825,000	210	1 FNPT	1 FNPT	1-9/16	40	3-1/2	89	6-7/8	175	4-3/4	121	1-5/16	34
TP3000-5C-150C	150	500,000	2,155,000	210	1 FNPT	1 FNPT	1-9/16	40	3-1/2	89	6-7/8	175	4-3/4	121	1-5/16	34
TP3000-8C-125C	125	750,000	3,070,000	210	1 FNPT	1 FNPT	1-3/4	44	4-3/8	111	9-1/4	235	8-5/32	207	5/16	8
TP3000-8C-150C	150	750,000	3,625,000	210	1 FNPT	1 FNPT	1-3/4	44	4-3/8	111	9-1/4	235	8-5/32	207	5/16	8

## Typical Installation

Local codes shall govern installation requirements. Unless otherwise specified, the relief valve shall be installed in accordance with manufacturer's instructions and the latest edition of the Uniform Plumbing Code ®.



## TYPICAL INSTALLATION

### Specifications

The Relief Valve shall meet the requirements of the ASME Boiler and Pressure Vessel Code (Section IV) and shall be CSA Design Certified (ANSI Z21.22/CSA 4.4). Where pressure only relief is required, the assembly shall be a ZURN WILKINS Model P1000AXL. Where temperature and pressure relief is required, the assembly shall be a ZURN WILKINS Model TP1100A, TP220 or TP3000.