

For Commercial and Industrial Applications

Job Name _____

Contractor _____

Job Location _____

Approval _____

Engineer _____

Contractor's P.O. No. _____

Approval _____

Representative _____

LEAD FREE*

Series LFFBV-3C, LFFBVS-3C

2-Piece, Full Port, Lead Free* Brass Ball Valves

Sizes: 1/4" – 4" (8 – 100mm)

Series LFFBV-3C 2-piece, full port, Lead Free* ball valves are used in commercial and industrial applications for a full range of liquids and gases. They feature a bottom-loaded blowout proof stem, virgin PTFE seats, thrust washer, and adjustable stem packing gland, stem packing nut, chrome plated Lead Free* brass ball, copper silicon alloy brass adapter, and steel handle. The Series LFFBV-3C, LFFBVS-3C features Lead Free* construction to comply with Lead Free* installation requirements.

Features

- Lead Free* forged copper silicon alloy body and adapter
- Certified to NSF/ANSI standard 61/8
- CSA approved threaded valves only 1/4" – 3" (15 – 80mm)
- UL/FM approved threaded valves 1/4" – 2" (8 – 50mm)
- FM approved solder valves 1/2" – 2" (15 – 50mm)
- UL Listed solder valves 1/2" – 2" (15 – 50mm)
- Fluorocarbon elastomer stem O-ring prevents stem leaks
- Adjustable stem packing gland
- PTFE stem packing seal, thrust washer, and seats
- Bottom loaded blowout proof stem
- Machined chrome plated Lead Free* brass ball
- Valves comply to MSS-SP-110 standard

Models

LFFBV-3C: 1/4" – 4" (8 – 100mm) with threaded connections

LFFBVS-3C: 1/2" – 3" (15 – 80mm) with solder connections

Pressure – Temperature

Temperature Range: -40°F to 400°F (-40°C to 204°C)

Pressure Ratings

LFFBV-3C : 1/4" – 2" (8 – 50mm)

600psi (41 bar) WOG, non-shock, 150psi (10.3 bar) WSP

2 1/2" – 4" (65 – 100mm)

400psi (27.5 bar) WOG, non-shock, 125psi (8.6 bar) WSP

LFFBVS-3C : 1/2" – 2" (15 – 50mm)

600psi (41 bar) WOG, non-shock, 150psi (10.3 bar) WSP

2 1/2" – 3" (65 – 80mm)

400psi (27.5 bar) WOG, non-shock, 125psi (8.6 bar) WSP

NOTICE

Apply heat with the flame directed AWAY from the center of the valve body. Excessive heat can harm the seats. After soldering, the packing nut may have to be tightened.



Approvals

1/4" – 4" (8 – 100mm) LFFBV-3C
Certified to NSF/ANSI standard 61/8



1/2" – 3" (15 – 80mm) LFFBVS-3C
Certified to NSF/ANSI standard 61/8
*Domestic cold water at 73°F (23°C)



1/4" – 2" (4 – 50mm) LFFBV-3C UL/FM approved



1/2" – 2" (15 – 50mm) LFFBVS-3C UL Listed



1/2" – 2" (15 – 50mm) LFFBVS-3C FM approved



Gas Approvals (Threaded Valves Only)

1/2" – 2" (15 – 50mm) ASME B16.33, CSA
ASME B16.44



1/2 psig, 5psig, and 125psig (14, 34 and 862 kPa)
@ -40°F to 125°F (-40°C to 52°C)

2 1/2" – 3" (65 – 80mm)

ASME B16.38, CSA,
ASME B16.44



1/2 psig, 5psig, and 125psig (14, 34 and 862 kPa)
@ -40°F to 125°F (-40°C to 52°C)

Specifications

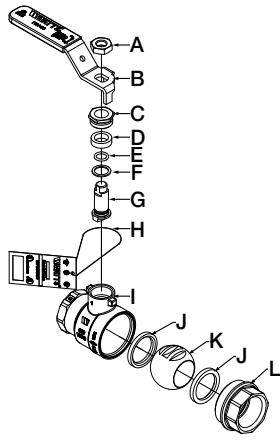
Approved valves shall be 2-piece full port design constructed using Lead Free* forged copper silicon alloy brass body and end adapter. Lead Free* 2-Piece, Full Port, Ball Valves shall be constructed using Lead Free* materials. Lead Free* valves shall comply with state codes and standards, where applicable, requiring reduced lead content. Seats and stem packing shall be virgin PTFE. Stem shall be bottom loaded, blowout proof design with fluorocarbon elastomer O-ring to prevent stem leaks. Valve shall have chrome plated Lead Free* brass ball and adjustable packing gland. Threaded valves 1/4" – 2" shall be CSA approved to 1/2, 5, and 125psig (14, 34 and 862 kPa), UL/FM approved and 1/4" – 4" certified to NSF/ANSI standard 61/8. Solder valves 1/2" – 2" to be UL listed FM approved, and certified to NSF/ANSI standard 61/8. Valve sizes 1/4" – 2" shall be rated to 600psi (41 bar) WOG non-shock and 150psi (10.3 bar) WSP. Valve sizes 2 1/2" – 4" threaded, shall be rated to 400psi (27.5 bar) WOG non-shock and 125psi (8.6 bar) WSP. Valve sizes 2 1/2" – 3" solder shall be rated to 400psi (27.5 bar) WOG non-shock and 125psi (8.6 bar) WSP. Valve shall be a Watts Series LFFBV-3C (threaded) or LFFBVS-3C (solder).

*The wetted surface of this product contacted by consumable water contains less than 0.25% of lead by weight.

**This valve is designed to be soft soldered into lines without disassembly, using a low temperature solder to 420°F (216°C). Higher temperature solders may damage the seat material.

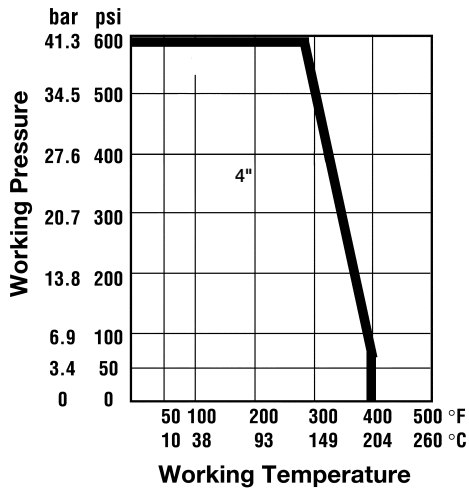
Watts product specifications in U.S. customary units and metric are approximate and are provided for reference only. For precise measurements, please contact Watts Technical Service. Watts reserves the right to change or modify product design, construction, specifications, or materials without prior notice and without incurring any obligation to make such changes and modifications on Watts products previously or subsequently sold.

Materials



- A. Handle Nut Zinc plated carbon steel
- B. Handle Assembly Zinc plated carbon steel with vinyl insulator
- C. Packing Nut Brass
- D. Stem Packing Virgin PTFE
- E. O-ring Fluorocarbon elastomer (FKM)
- F. Thrust Washer Virgin PTFE
- G. Stem Brass
- H. Tag Cardboard, Mylar coated both sides
- I. Body Forged Lead Free* copper silicon alloy
- J. Seats Virgin PTFE
- K. Ball Chrome plated Lead Free* brass
- L. Adapter Forged Lead Free* copper silicon alloy brass

Temperature – Pressure

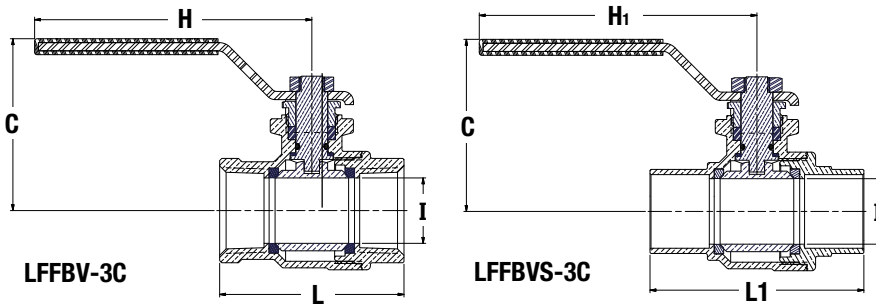


*See applicable note on reverse side for solder end valves with regards to pressure/temperature rating.

Options

- SS Stainless steel ball and stem
- TH Tee handle
- QC Quick connect
- CC Cap and chain

Dimensions – Weights



SIZE (DN)		DIMENSIONS										WEIGHT			
in.	mm	C		H		H ₁		I		L		L ₁		lbs.	kg.
		in.	mm	in.	mm	in.	mm	in.	mm	in.	mm	in.	mm		
1/4	8	1 ¹³ / ₁₆	46	3 ⁷ / ₁₆	87	-	-	1/2	12.9	1 ³ / ₄	45	-	-	0.4	0.2
3/8	10	1 ¹³ / ₁₆	46	3 ⁷ / ₁₆	87	-	-	1/2	12.9	1 ³ / ₄	45	-	-	0.4	0.2
1/2	15	1 ¹³ / ₁₆	46	3 ⁷ / ₁₆	87	3 ⁷ / ₁₆	87	1/2	12.9	1 ¹⁵ / ₁₆	50	2 ¹ / ₁₆	52	0.4	0.2
3/4	20	2 ¹ / ₄	57	4	101	4	101	3/4	19.2	2 ⁵ / ₁₆	59	2 ¹¹ / ₁₆	68	0.8	0.3
1	25	2 ⁵ / ₈	67	4 ¹ / ₄	108	4 ¹ / ₄	108	1	25.5	2 ¹³ / ₁₆	72	3 ¹ / ₄	83	1.2	0.5
1 ¹ / ₄	32	2 ¹³ / ₁₆	71	4 ¹ / ₄	108	4 ¹ / ₄	108	1 ¹ / ₄	31.9	3 ³ / ₁₆	81	3 ¹¹ / ₁₆	94	1.8	0.8
1 ¹ / ₂	40	3 ³ / ₁₆	80	5 ¹ / ₄	134	5 ⁵ / ₁₆	135	1 ¹ / ₄	38.0	3 ¹ / ₂	88	4 ¹ / ₄	108	2.6	1.2
2	50	3 ¹ / ₂	89	6	153	6	153	2	50.9	4 ¹ / ₈	105	5 ⁵ / ₁₆	135	3.7	1.7
2 ¹ / ₂	65	4 ¹ / ₁₆	104	7 ³ / ₈	187	7 ³ / ₈	188	2 ¹ / ₂	63.6	5 ⁵ / ₁₆	134	6 ¹ / ₄	158	7.1	3.2
3	80	4 ¹ / ₂	114	7 ³ / ₄	197	7 ³ / ₄	197	3	76.3	6 ¹ / ₁₆	154	7 ³ / ₈	185	11.3	4.7
4	100	5 ⁵ / ₈	136	9 ⁵ / ₈	245	-	-	4	101.6	7 ⁷ / ₁₆	189	-	-	17.7	8.0



USA: T: (978) 689-6066 • F: (978) 975-8350 • Watts.com

Canada: T: (905) 332-4090 • F: (905) 332-7068 • Watts.ca

Latin America: T: (52) 81-1001-8600 • F: (52) 81-8000-7091 • Watts.com