



# Porto Fino™

18-1/2" top-/undermount single-bowl bar sink  
K-6565

## Features

- 21" (533 mm) minimum base cabinet width
- Single round bowl
- 8" (203 mm) depth

## Material

- KOHLER® enameled cast iron

## Installation

- Top-mount or undermount

## Recommended Products/Accessories

- K-8801 Sink drain and strainer with tailpiece
- K-8799 Sink drain and strainer basket
- K-23726 Drain treatment
- K-23725 Cast iron cleaner

## Optional Products/Accessories

- K-11352 Disposal Flange with Stopper

## Included Components

- 52047 Clamp Accessory Pack, 4 Ea.



ADA

## Codes/Standards










ASME A112.19.1/CSA B45.2  
ADA  
ICC/ANSI A117.1

## KOHLER® Enameled Cast Iron Kitchen and Bathroom Sink Lifetime Limited Warranty

See website for detailed warranty information.

## Available Colors/Finishes

*Color tiles intended for reference only.*

Color	Code	Description
	0	White
	FF	Sea Salt™
	96	Biscuit
	NY	Dune
	95	Ice™ Grey
	58	Thunder™ Grey
	7	Black Black™
	TRF	Truffle
	17	Teal

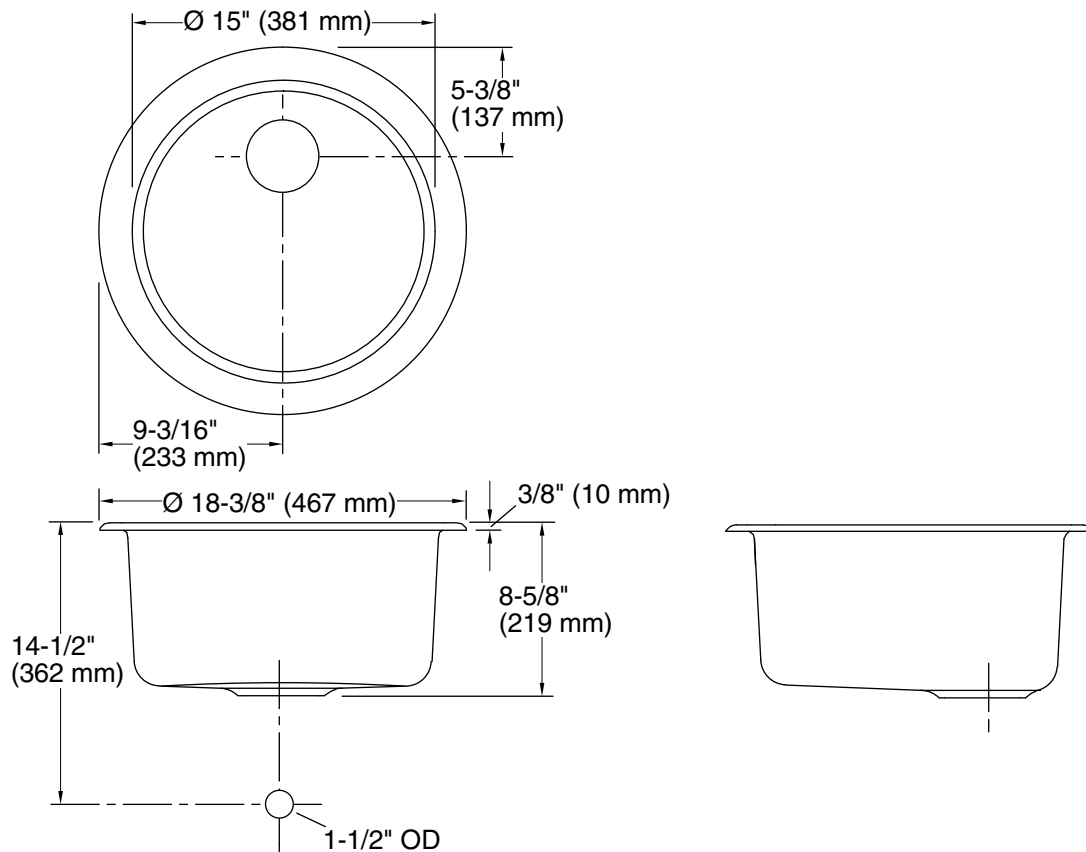
1-800-4KOHLER (1-800-456-4537)

Kohler Co. reserves the right to make revisions without notice to product specifications.

For the most current Specification Sheet, go to [www.kohler.com](http://www.kohler.com).

10-17-2023 21:53 - US/CA

THE BOLD LOOK  
OF **KOHLER**®



## Technical Information

All product dimensions are nominal.

Bowl configuration:	Single
Min. base cabinet width:	21" (533 mm)
Bowl area (Only):	Length: 15" (381 mm) Width: 15" (381 mm) Bowl depth: 8" (203 mm)
Drain hole:	3-5/8" (92 mm)
Template:	112355-7, required, included

## Notes

Install this product according to the installation instructions.

ADA compliant when installed to the specific requirements of these regulations.

ADA permits a parallel approach to wet bars.