

Features

- Two lever handles allow for both volume and temperature control.
- UltraGlide® valves with dry-stem technology are designed to eliminate common leak paths and provide smooth, effortless control.
- Includes pop-up drain with 1-1/4" tailpiece.
- 0.5 gpm (1.9 l/min) maximum flow rate at 60 psi (4.1 bar).

Material

- Premium metal construction for durability and reliability.
- KOHLER finishes resist corrosion and tarnishing.

Installation

- Handles are preassembled on valves to simplify installation.
- Widespread.
- For 8" - 16" (203 - 406 mm) centers.

Recommended Products/Accessories

- K-23726 Drain treatment
- K-23723 Faucet cleaner



ADA CSA B651 OBC

Codes/Standards




ASME A112.18.1/CSA B125.1
NSF/ANSI 61
NSF/ANSI 372
All applicable US Federal and State material regulations
DOE - Energy Policy Act 1992
California Energy Commission (CEC)
ADA
ICC/ANSI A117.1
CSA B651
OBC

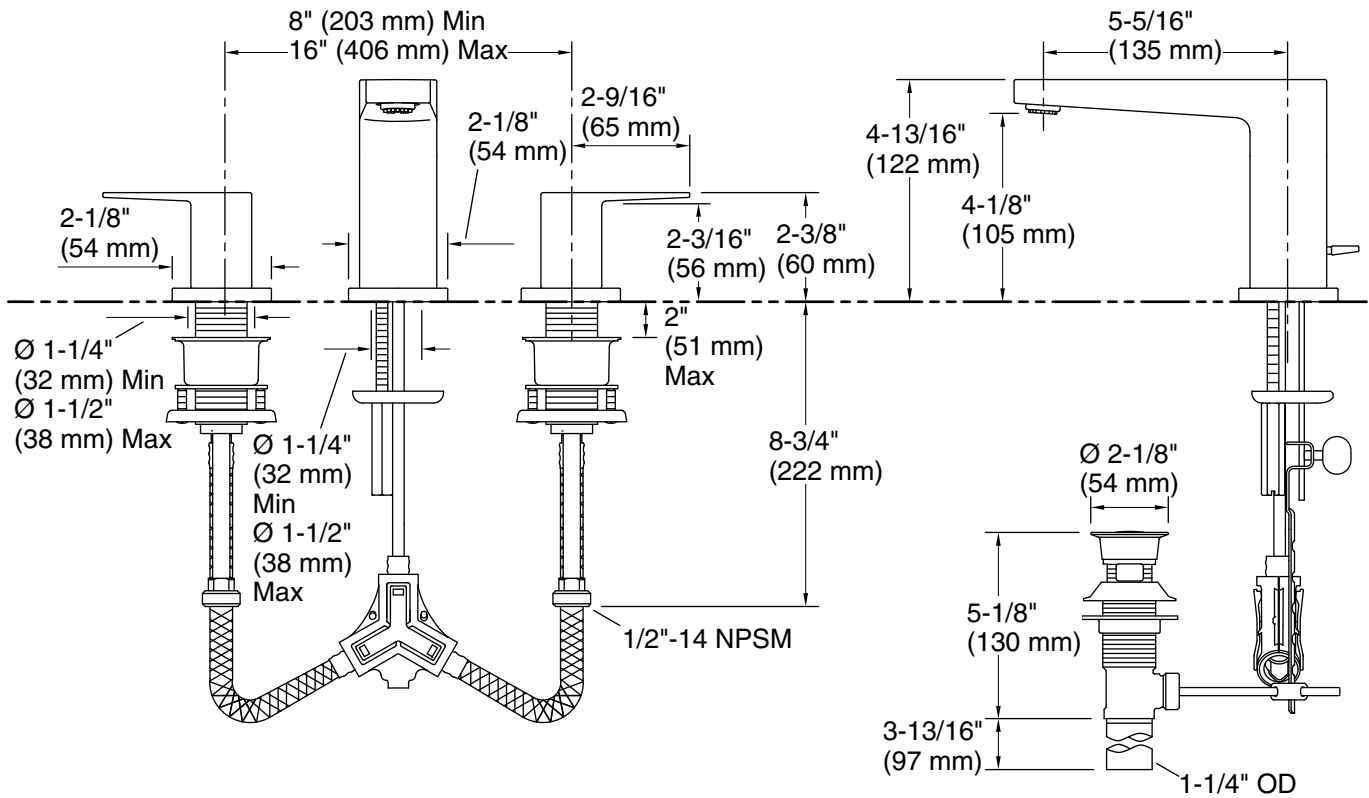
KOHLER® Faucet Lifetime Limited Warranty

See website for detailed warranty information.

Available Colors/Finishes

Color tiles intended for reference only.

Color	Code	Description
	CP	Polished Chrome
	BN	Vibrant® Brushed Nickel
	BL	Matte Black



Technical Information

All product dimensions are nominal.

Faucet:

Flow rate: 0.5 gal/min (1.9 l/min)

Pressure: 60 psi (4.1 bar)

Drain included: Yes

Drain with overflow: Yes

Spout:

Spout reach: 5-5/16" (135 mm)

Notes

Install this product according to the installation instructions.

ADA compliant for handles only.

ADA, OBC, CSA B651 compliant when installed to the specific requirements of these regulations.