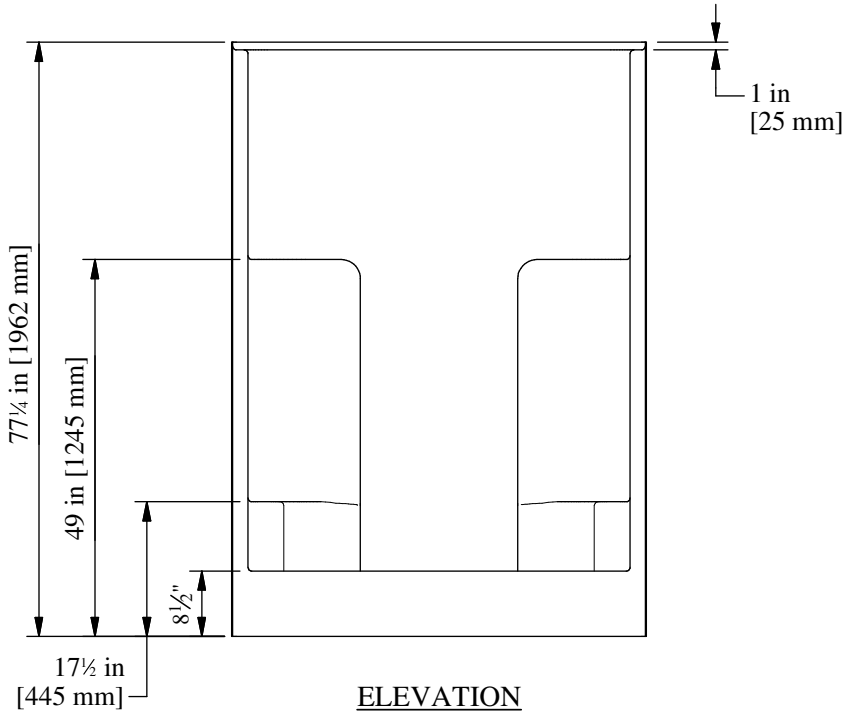
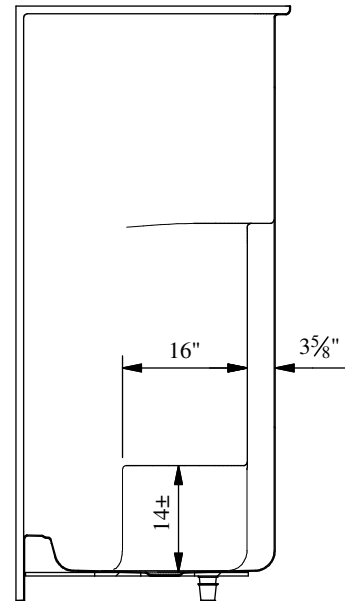


Clarion

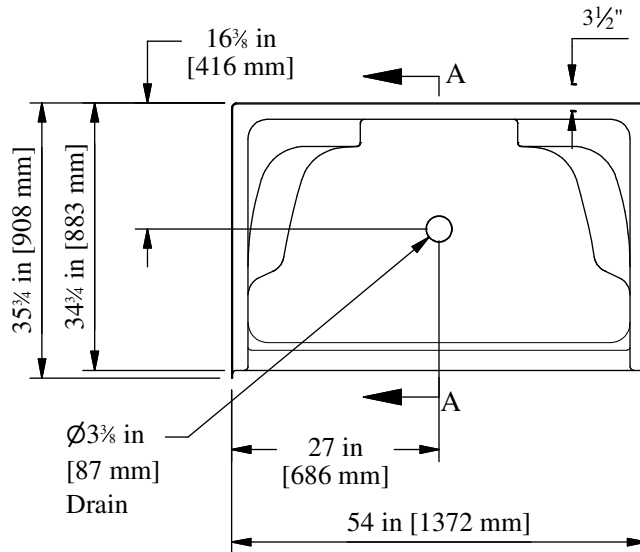
BATHWARE



ELEVATION



SECTION A-A



PLAN

*54" [1372mm] Shower
w/ 8 1/2" [216mm] Threshold,
Molded Soap Ledges, & Molded Foot Rests*

CENTER DRAIN

PRODUCT SPECIFICATIONS:

- * Product complies with NAHB, HUD UM-73A, and ANSI-Z124.1.2.
- * Product has a Class B fire rating as determined by ASTM E-84 test method.
- * Reinforced & slip resistant floor.
- * Integral 1" [25mm] nailing flange.
- * Sufficient drain clearance to accommodate above the floor plumbing.
- * Molded soap ledges.
- * Two molded foot rests approx. 5"W x 18"D x 14"H
- * Door Opening: W-49 1/2" [1257mm]
H-67" [1702mm]
- * All dimensions +/- 1/2" [12.8mm]
- * Clarion Bathware reserves the right to change design and/or dimensions.
- * Dimensions are the same for RE, MP, and all other versions of this model.

RE5854X/F

54" [1372mm] Shower w/ 8 1/2" [216mm] Threshold, Molded Soap Ledges, Molded Foot Rests & Center Drain

Clarion
BATHWARE
44 Amsler Ave.
Shippensburg, PA 16254

Phone: (814) 226-5374
Toll Free: (800) 576-9228
Fax: (814) 226-0730
www.clarionbathware.com

Signatures For Approval:

Customer: _____
Arch./Engr: _____

Date: _____

Quote #: _____
Job Name: _____

DWG. #

RE5854X/F-Cut

Dwg. By: NMH

Date: 6/12/2017

IMPORTANT NOTICE
Clarion bathware reserves the right to change the design and/or dimensions of its products at any time. This drawing may have been updated since this publication was issued. Before placing an order for any product, refer to our website at www.clarionbathware.com to obtain the most current drawings for any products that you wish to purchase. Compare the date of revision of the drawing that you have with the one on the drawing on our website. If you do not have internet access, please call your sales representative or Clarion Bathware's sales department at 1-800-576-9228.