

NOKORI 6935

69" x 35" x 24" (FREESTANDING)

Nokori's sleek and delicate lines inspire peace and calm-offering an authentic invitation to unwind.



PRODUCT NO.

MODEL	TMU	TUB
Freestanding	BNOVRF00T-XX	BNOVRF00N-XX

THERMOMASSEUR (TMU)	
Hydro-thermo massage • Air jet system	\$
Jets	44
1 heated backrest	Included
MiaPlus® Control* (not installed)	Included
Geysair®	Included
AromaCloud®	N/A
Illuzio Chromatherapy BCHRO6	\$
2 nd heated backrest (WTS-1 zone) BSHB	\$

TUB Soaker	
AromaCloud®	N/A
Illuzio Chromatherapy BCHRO6	\$
WarmTouchShell® BWTS	\$
DOT control (not installed)	Included with therapy
2 nd WarmTouchShell® BWTS2	\$


FEATURES

Installation type	Freestanding		
No. of bathers	2	Imp. gallons	65
US gallons	78		

INTEGRATED WASTE & OVERFLOW BOVERINI-XX

White 01, Chrome 07, Brushed Nickel 09, Polished Nickel 10	Installed & Included
--	----------------------

STANDARD COLOR

	Included
White 01	

OPTIONS (UPCHARGE APPLICABLE)

FINISH

UltraVelour Matte Finish (White only) BVEL	\$
--	----

INTEGRATED WASTE & OVERFLOW BOVERINI-XX

Matte Black 19, Black Chrome 12, Satin Brass 18	\$
---	----

CONTROL* (TMU only)

MiaMulti® BMIAM2-XX	\$
---------------------	----

AIR INTAKE** & ISLAND TUB DRAIN****

Air intake & Island Tub Drain™ BAIRISLD	\$
Island Tub Drain™ BISLDD	\$
Cast Iron Island Tub Drain™ BISLDDCI	\$
Air intake BAIRINT	\$
Air intake installation	\$ net

TILE FLANGE (specify position)

Ordered with bath (not installed) BTILEN	\$
Factory-installed. Right BTILER, Left BTILEL, Front BTILEF, Back BTILEB, Special installation BTILEO	\$


IF REQUIRED BY CONSTRUCTION CODE OR INSTALLED WITH ITD

Brass waste & overflow kit BDRCOB	\$
Brass waste kit BDRCB	\$



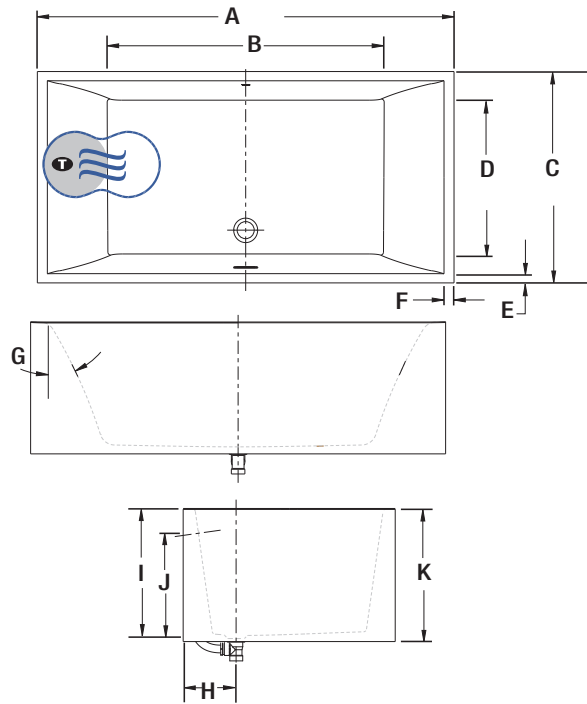
Don't forget that this model is available in **White only**.
 If turbine is installed under the bath, please follow the installation instructions specified in the **Nokori Installation Manual**.
 * Control must be wall-mounted. Faucets must be freestanding or wall-mounted.
 ** Air Intake and access to electronics are required.
 *** An Island Tub Drain™ is required when there is no access under the bath.

TOTAL PRICE \$



NOKORI 6935 (FREESTANDING)

INSTALLATION



LETTER	DESCRIPTION	MEASURE
A	Total length	69"
B	Bathing well length	45"
C	Total width	35"
D	Bathing well width	26 1/4"
E	Deck width	2"
F	Deck width at backrest	1 5/8"
G	Slope of backrest	24°
H	Outside edge to center of waste	8 3/4"
I	Height from waste to top of deck	21"
J	Maximum water level	16 3/4"
K	Total height	24"

- T** Turbine position (TMU)
- Indicates heated backrest (TMU)
- ☞ Indicates WarmTouchShell® position (TUB)

TECHNICAL SPECIFICATIONS

Hot water supply required	Should be 70% of water capacity of TUB or greater.
Turbine	Access to the pump must be at least 18" x 22". Standard connection is 20 A, 120 V, 60 hz , dedicated line with a Ground-Fault Circuit Interrupter (GFCI). For any additional option, a second line is needed 15 A, 120 V, 60 hz , dedicated line with a GFCI. Air vent necessary: 8 sq. in. minimum.
Others	<ul style="list-style-type: none"> - Faucet must be freestanding or wall-mounted. - Controls cannot be installed on the bath. - The turbine should be remotely installed. - The turbine can also be installed under the bath. Please refer to the Nokori Installation Instructions.

Approx. shipping weight	300 lbs
Turbine power	550 W
Air heater	600 W
WARRANTY	
Controls-LED-Geysair*	5 years
Bath & turbine*	20 years

* Some restrictions apply | www.bainultra.com/warranty

Our products must be installed by certified professionals only and according to our Owner's Manual as well as federal, provincial/state and local building codes and regulations (www.bainultra.com/documentation/documentation).



The specifications shown indicate the outer edge dimension and the inside bathing capacity dimension measured at air jets' height. The manufacturer accepts a 1/4" [0.64 cm] variance. There are variations on each product and specifications are subject to change as we improve upon our product as required. The dimensions needed for site preparation and structure building will differ. BainUltra® assumes no responsibility for preparatory work done prior to the product being on site.